

Catholic Academy
St. Raphael Academy
Summer Reading – Grade 3
2019-2020

GOING INTO
3RD GRADE

Dear Parents/Guardians,

Welcome to third grade! Here is a list of the books that can be read during the summer. All students must choose two books and then complete the activities attached. (one for each book, and extra if they read more)

During the year your child has been reading books on a certain level. He/she should know what level that is. The list is made up a variety of second and third grade books.

When your child has completed the two books required for next year, please have them continue to read. It would be great if you could read with them as well. Make it a special time when the family reads together. The more you read, the more you learn.

You can find the books at any bookstore. This would be an excellent time to get a library card for your child if they do not already have one.

There is also a Math component for the children to complete. Evidence shows that if they practice over the summer, they will retain what has been learned during the year. Please focus on the addition and subtraction facts. They need to be memorized. You can pick up flash cards at any dollar store.


We are also asking students to be prepared to talk to the class about something they did during the summer. For this activity, students will draw a picture of something they did on vacation, such as visit an amusement park, the beach, or a place they visited. They are to keep this picture and bring it with them on the first day of school. They should be prepared to speak about where they went, who they were with, and what they did as it relates to their picture.

Finally we ask that students practice their penmanship. A sample page they use during the year is attached.

The Reading, Math, and picture with their prepared accountable talk should be returned the first day of school. All work should have your child's name on it, and should be neatly written and colored. This is their third grade responsibility!

We are looking forward to working with you next year.

Enjoy the summer!



Summer Reading List for Grade 3 - 2016

On Level books:


1. Magic Tree House books - Mary Pope Osborne
2. Flat Stanley Series - Jeff Brown
3. Cam Jansen Series - David A. Adler
4. Horrible Harry Series - Suzy Kline
5. A-Z Mysteries - Ron Roy
6. Jigsaw Jones - James Preller
7. Rainbow Magic - Daisy Meadows
8. The Magic School Bus - Science Series
9. Beast Quest - Adam Blake
10. Grandfather's Dance - Patricia MacLachlan
11. Stink - Judy McDonald
12. Leroy Ninker Saddles Up - Kate DiCamillo


Easy Readers:

1. Absolutely Lucy Books - Ilene Cooper
2. Robert Series - Barbara Seuling
3. George Speaks - Dick King-Smith
4. Rosco Rules - Katherine Applegate
5. Zig Zag Kids Series - Patricia Reilly Giff
6. Bad Kitty - Nick Bruel
7. Haunted Library - Dori Hillestad Butler

Challenging:

1. The Hundred Dresses - Eleanor Estes
2. Waiting for Magic - Patricia MacLachlan
3. Hank Zipper - Henry Winkler
4. Secret Garden - Classic Starters - J. Dubose
5. Nancy Drew Series - Carolyn Keene
6. Ivy & Bean - Annie Barrows
7. Missing Cat Called Butler - Wendy Orr
8. Geronimo Stilton Series
9. Thea Stilton Series





PROJECT 2

Favorite Part



Materials

- ✓ your book
- ✓ Favorite Part sheet
- ✓ crayons or markers
- ✓ pencil

Steps:

1. Draw a picture of your favorite part of the book.
2. Write a few sentences describing your favorite part.
3. Write a few sentences telling why this was your favorite part.

Favorite Part Example

Name _____ Date _____

Favorite Part

Book Title: The Case of the Cat's Meow

This is a picture of my favorite part.

My favorite part of the book was when the boys are camping outside and their alarm clock rings. When they finally turn on their flashlight, they find their friend Snitch.

This was my favorite part because they jump up out of a deep sleep and are very scared. They expect to see a monster but it is only their friend.

21


Name _____

Date _____

Favorite Part


Book Title: _____

This is a picture of my favorite part.



My favorite part of the book was _____

This was my favorite part because _____



Materials
✓ your book
✓ Picture Walk sheet
✓ crayons or markers

- Steps:**
1. Write the title and author.
 2. Think about how to retell the story in pictures.
 3. Decide on three key events. They should retell the beginning, middle, and ending.
 4. Draw a picture for each event in the order they happened.

Picture Walk Example

Name _____ Date _____

Picture Walk

Book Title: Ramona Quimby, Age 8
Author: Beverly Cleary

Middle

Beginning

Ending

An example of a completed 'Picture Walk' sheet. At the top, there are fields for 'Name' and 'Date'. Below that is a box labeled 'Picture Walk'. A cloud-shaped box contains the book title 'Ramona Quimby, Age 8' and the author 'Beverly Cleary'. The sheet is divided into three sections by wavy lines. The first section is labeled 'Beginning' and contains a drawing of a school bus. The second section is labeled 'Middle' and contains a drawing of a girl with a surprised expression. The third section is labeled 'Ending' and contains a drawing of a group of children looking at a large wheel. There are also small signs for 'Beginning', 'Middle', and 'Ending' placed near their respective sections.


Simple Storyboard

Name: _____


Book Title: _____

Use this storyboard to draw three important scenes that happen in the beginning, middle, and end of the story. Below each drawing, write one or two sentences to describe the scene.


BEGINNING



MIDDLE




END





anteater



bear



cat



dog



elephant



frog



goose



hippopotami




zebra



yak



x-ray



walrus



vulture



unicorn

Traditional Cursive

Aa Bb Cc Dd Ee Ff

Gg Hh Ii Jj Kk Ll

Mm Nn Oo Pp Qq

Rr Ss Tt Uu Vv Ww

Xx Yy Zz



owl



pig



quail



rabbit



squirrel



turtle



numbat



monkey



lion




kangaroo



jaguar



iguana



Name _____

My Summer Vacation

Entering Third Grade Summer Math Packet

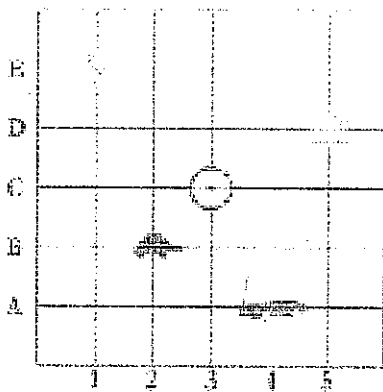
First Name: _____ Last Name: _____

Third Grade Teacher: _____

I have checked the work
completed _____ Parent
signature

Multiple Choice Questions: Select the one best answer for each question.

1. Where is the turtle located?



A. (3, B)

B. (2, C)

C. (2, B)

2. Brent and Kayla each caught 1 fish. Brent's fish was 48 inches long.

- Kayla's fish was 22 inches longer than Brent's fish. Which number sentence can be used to determine the length of Kayla's fish?

A. $12+10=?$

B. $48-22=?$

C. $48+22=?$

3. Count the coins from someone in your house. Ask for their permission first. Draw the coins out if needed. (Up to \$2.00)

4. Find the distance between 31 and 44 on a number line?

A. 12

B. 13

C. 16

5. How far is it on the number line from 54 to 68?

A. 13

B. 14

C. 15

6. David wanted 100 trading cards. He has 55 cards. How many more cards does he need?

A. 35

B. 45

C. 155

7. 54 birds were sitting in a tree. Some flew off. Then there were 30 left. How many birds flew off?

A. 14

B. 24

C. 30

8. At the basketball game, the Wildcats beat the Bears 63 to 56. How many points did both teams score all together?

A. 103

B. 109

C. 119

9. Find the difference:

28	34	47	75	64	41	69
-9	-7	-19	-37	-14	-9	-5

10. Estimate the sum of these two numbers: $167 + 122 =$

A. 200

B. 250

C. 300

11. Each pack of gum has five sticks. How many sticks are in three packs of gum? Draw a picture or use objects to show this situation, then find the answer.

A. 5

B. 8

C. 15

12. There are six juice boxes in a pack. How many packs are needed for 18 students? Draw a picture or use objects to show this situation.

A. 3

B. 5

C. 15

13. Find the sum or difference:

25	46	26	58	69	39
+11	+29	+37	+15	+26	+89


41	67	41	73	38	42
-7	-28	23	-42	-8	-13

14. Fill in the blanks, skip count by 5's.

25, _____, _____, _____, _____

50, _____, _____, _____, _____

15. 65. What time is it on this clock?

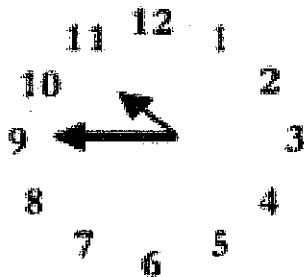


A. 11:45

B. 10:45

C. 9:10

16. What time is it on this clock?



A. 11:45

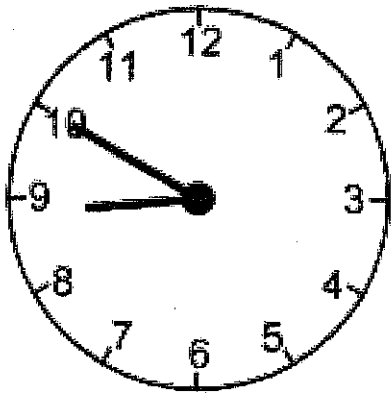
B. 10:45

C. 9:10

17. Write four hundred ten _____

18. Write six hundred six _____

19. What time will it be half hour after the time shown on the clock?



A. Eight-twenty

B. Nine-ten

C. Nine-twenty

20. School is over at 3:15. It is a half-hour bus ride home. What time will you arrive home from school?

A. 3:30

B. 3:45

C. 4:45

21. Find the difference:

17	4	14	7	13	8
-9	-4	-6	-6	-8	-4

12	8	6	3	9	10
-8	-8	-2	-0	-6	-6

22. Johnny bought a notebook for \$6.50. He paid for it with a \$10.00 bill. How much change should he have received?

A. \$4.50

B. \$3.50

C. \$2.50

23. Jenn had \$4.30. She lost 40 cents. How much money does Jenn have now?

A. \$0.30

B. \$3.90

C. 4.70

24. Dominick has \$2.05. He gets two dollars for his allowance. How much money will Dominick have?

A. \$2.00

B. \$4.00

C. \$4.05

25. Kate has \$2.00. Her mom gave her 75 cents. How much money does she have now?

A. \$1.25

B. \$2.75

C. \$77.00

26. Tamara has \$12.97. She spends \$8 on a new doll. How much money does she have left?

A. \$4.00

B. \$4.97

C. \$8.97

27. Two tables are pushed together to make more room for a big dinner. One table is 5 feet long and the other table is 6 feet long. How long are the two tables together?

A. 9 feet

B. 11 feet

C. 56 feet

28. Write in words 403 _____

29. Write in words

340 _____

30. Write in words

701 _____

31. Use the graph about Pizza Day for the following question.

Each stand for 3 slices.

Matt 

Sue 

Tom 

How many slices of pizza do Matt and Tom have together?

A. 7

B. 15

C. 21

32. Use < or > to show which number is larger.

78 _____ 98

250 _____ 112

105 _____ 150

122 _____ 222

33. Each picture in this graph stands for 2 pieces of fruit.


PEARS



APPLES



BANANAS



How many apples are there altogether?

A. 6

B. 8

C. 12