

Dear Parents and Guardians,

Attached to this letter you will find a summer review packet for your child. The packet is to help your child review core academic skills that are essential for entering Kindergarten. Please take the time to sit with your child throughout the summer months to complete this review packet. Please return the completed packet with your child on the first day of school. Some topics you will find in this review packet to help your child are, colors, shapes, counting, letters and sounds, handwriting, and reading. We encourage you to use other practice workbooks you may have at home.

You will also find in this packet a list of books to read with your child. It is important that your child is reading almost every day. Please read with your child and explore different children's stories and authors in the list provided below. These books can be found at local libraries. We have also included discussions questions and you can discuss with your child as you read. We also encourage you to involve your child in a learning experience this summer so that they have something to share on the first day of school. This could include a trip to the zoo, to a museum, a baseball game, or anything else you can think of. Be creative! This summer packet is due on Monday, Sept. 9th. We hope you and your family have a happy, healthy, and blessed summer. We look forward to meeting you child next year!

Sincerely,
The St. Raphael Kindergarten Teachers

Summer Reading Books!

- Pete the Cat
- Chicka Chicka Boom Boom
- Where the Wild Things Are
- Good Night Moon
- Go Dog Go!
- The Dot
- Corduroy
- Giraffes Can't Dance
- The True Story of the Three Little Pigs
- Madeline
- Cloudy with a Chance of Meatballs
- The Runaway Bunny
- Bernstein Bears
- Goldilocks and the Three Bears
- The Mitten
- Clifford, The Big Red Dog by Norman Bridwell
- Leo the Late Bloomer by Rober Fraus
- Max and Mo's First Day at School by Patricia Lakin
- Zin! Zin! Zin! A Violin by Lloyd Moss
- Curious George
- Mouse Mess
- Miss Bindergarten
- The Lorax by Dr. Seuss

- The Wartville Wizzard by Don Madden
- The Wump World by Bill Peet
- Where Does Pollution Come From? By C. Vance Cast and Sue Wilkinson

Other Great Authors to Explore!

- Tomie dePaola
- Eric Carle
- Laura Numeroff
- Dr. Seuss
- David Shannon
- Kevin Henkes
- Gail Gibbons
- William Steig

Fairytales and Folktales!

- Cinderella
- The Gingerbread Man
- The Three Little Pigs
- Goldilocks and the Three Bears
- Jack and Jill
- Old Macdonald Had a Farm
- Johnny Appleseed

Other Topics to focus on this summer:

- Colors and shapes
- Letter recognition and sounds
- Number recognition 0-20
- Printing first and last names
- Handwriting

Educational Websites:

- www.starfall.com
- www.cookie.com
- www.abcya.com
- www.pbskids.org
- www.storyplace.org

Your local Dollar Store is a great place to purchase flashcards, activity workbooks, and more!

Activities and Discussions for Before, During, and After you read:

- Talk about your favorite part
- Help your child write about their favorite part
- Draw a picture of your Favorite part
- Talk about/Write about/Draw a picture of what happened at the *beginning, middle, and the end.*
- Talk about what the story reminds you of. Does it remind you of something you did? A person you know? Another book you read?

- Point to the words as you read, so your child will become familiar with different words and may also be able to read with you. This will also help your child understand where to start while reading: Left to right, when you're done with a line, return to the beginning of the next one.
- It is okay to read the same book over again. This will build confidence and word recognition.
- Please get your child a library card from your local library. (Local libraries below)

Bridgeport Library Branches and Locations

find out more at <http://bportlibrary.org/>

Newfield Branch

1230 Stratford Avenue
Bridgeport, CT 06607
203.576.7826

Old Mill Green Branch

1677-81 East Main Street
Bridgeport, CT 06608
203.576.7634

North Branch


3455 Madison Avenue
Bridgeport, CT 06606
203.576.7003

Black Rock Branch

2705 Fairfield Avenue
Bridgeport, CT 06605
203.337.9676

Burroughs & Saden (Main Library)

Burroughs Building, Main Library
925 Broad Street
203.576.7403




Kindergarten Sight Words

Name: _____ Date of test: _____ % Correct: _____

51 words

a	have	pink
am	help	play
and	here	purple
away	I	red
big	in	run
black	is	said
blue	it	see
brown	jump	the
can	little	three
come	look	to
down	make	two
find	me	up
for	my	we
funny	not	where
green	one	white
go	orange	yellow
four	five	you



Go on a fun adventure with your family. For example, go to the zoo, the beach, the park, the museum, ice cream shop, etc. Draw a picture and write a sentence about your experience.

































I can trace letters.


A B C D E F

G H I J K L

M N O P Q R

S T U V W X



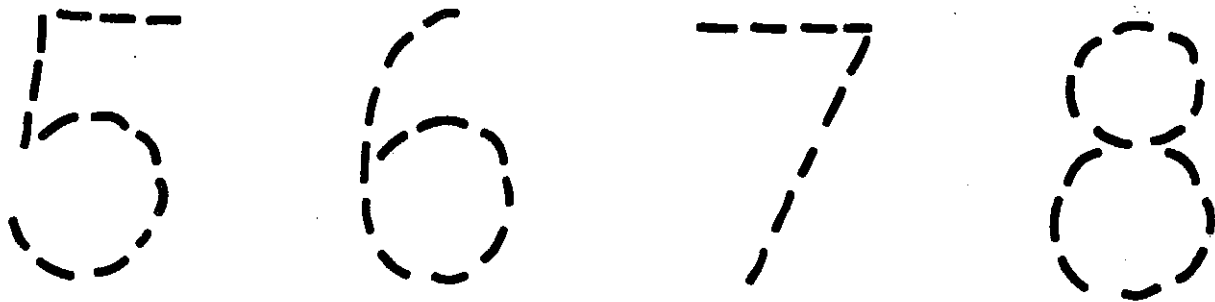

Y Z



Name: _____

Apples and ABC's


I can trace numbers.



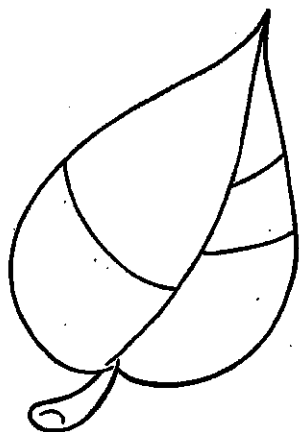
Name: _____

Apples and ABC's


Color each picture. Circle the correct color word.




red blue




green purple



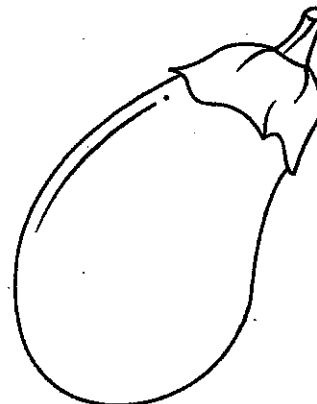
yellow brown




black orange




blue brown




purple white



white green

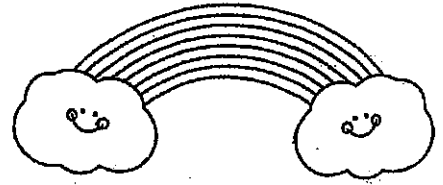


blue brown




orange black

Name: _____




Rainbow Rhyming


Circle the picture that rhymes with the first picture.




bee



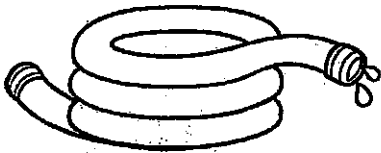
flower



tree




frog



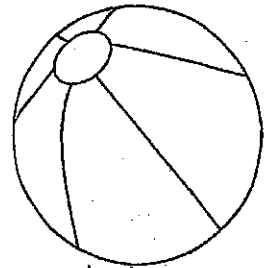
hose




nose




spider




ball




snail



fly




web




nail




jar



net




sun





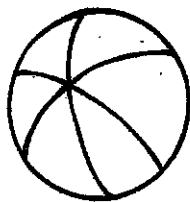
car

Matching Shapes


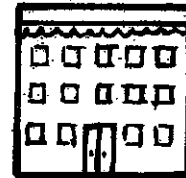

Look at each row. Say the **shape** name.
Color the objects that have the same **shape**.



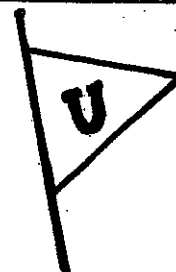

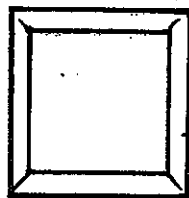
circle




square



triangle



rectangle

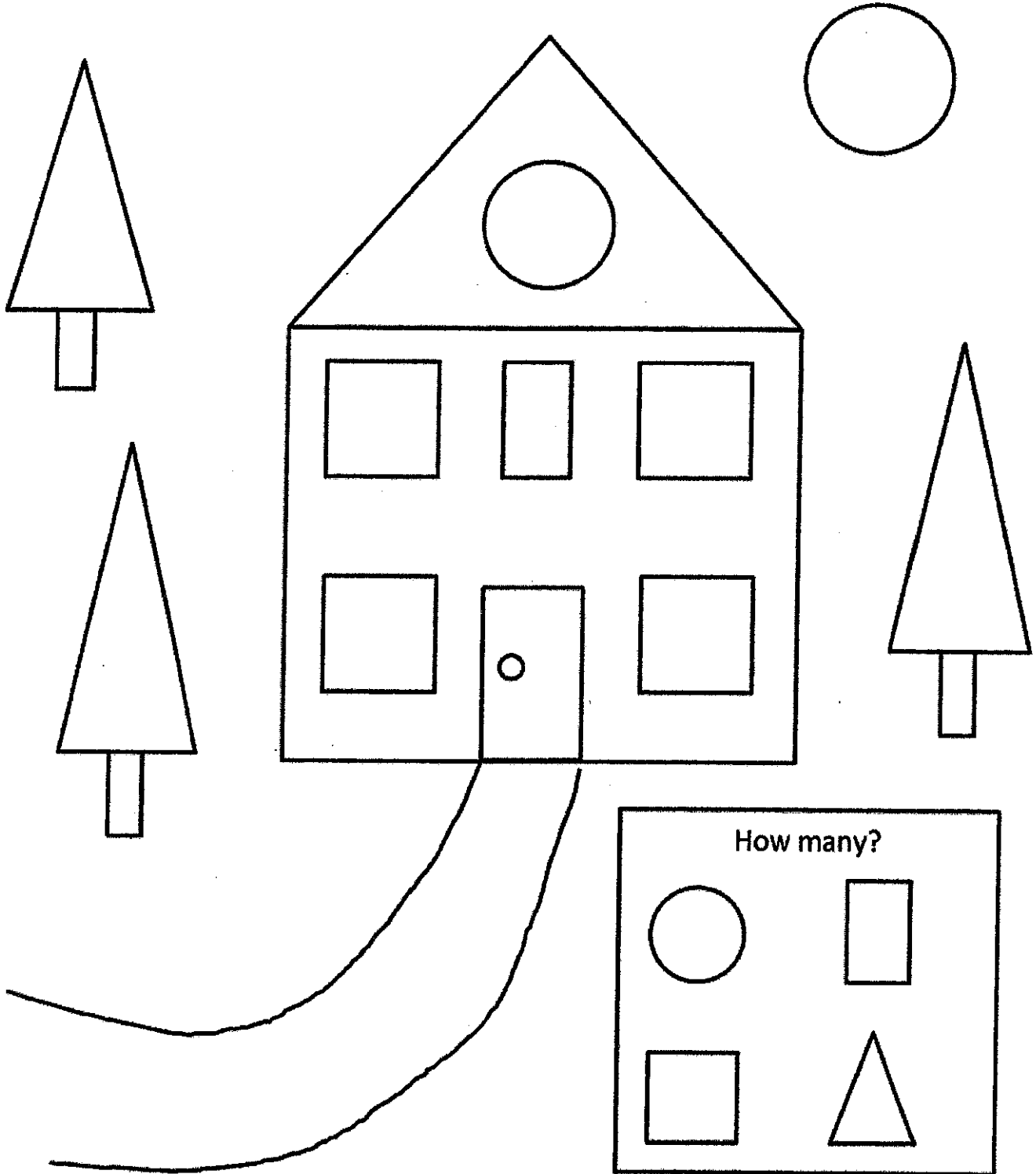


Name _____

Date _____



COUNT THE SHAPES 1






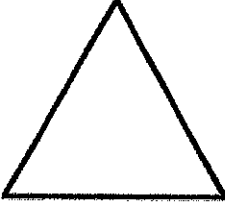
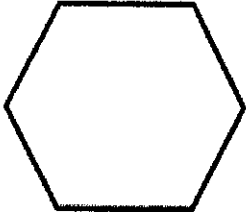

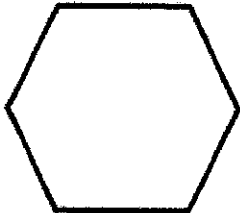


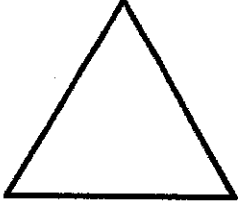



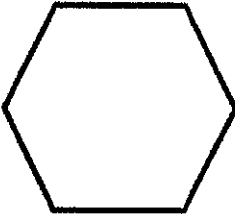
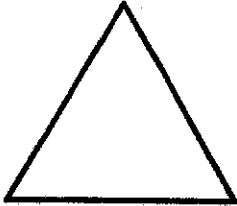

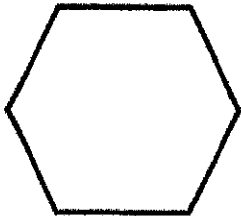


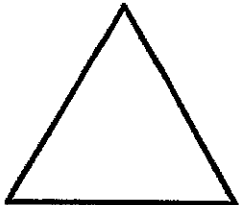



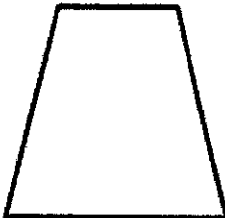
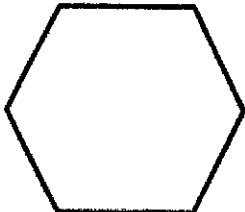
Name

Date



MATCH THE SHAPE SHEET 1

Shade the shape that matches the first one in each row.

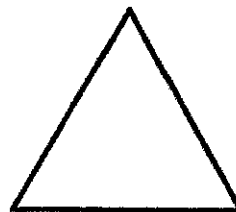

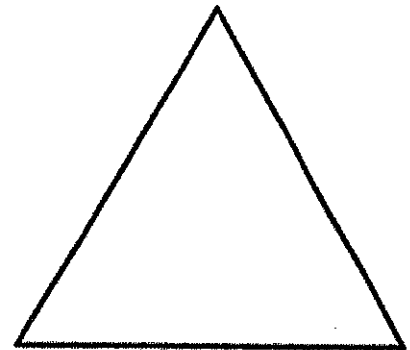

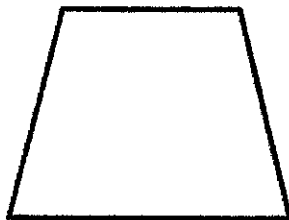

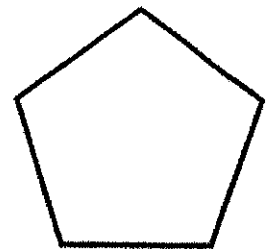

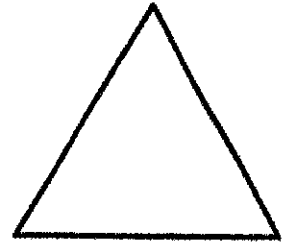


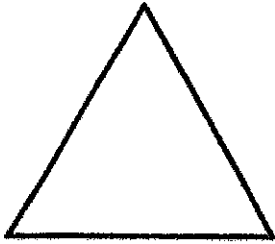
Name _____

Date _____



SHADE THE RECTANGLES SHEET 1

Shade all the **rectangles** below.



How many rectangles can you count? _____



Free Math Sheets, Math Games and Math Help

MATH-SALAMANDERS.COM

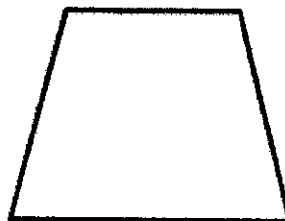






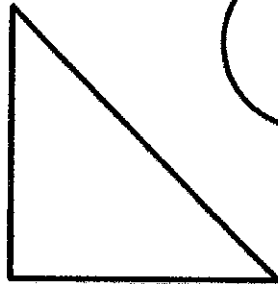





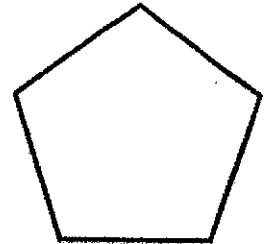

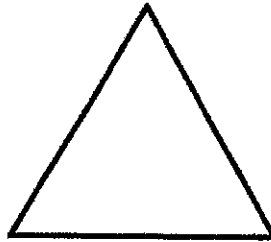
Name _____

Date _____



SHADE THE CIRCLES SHEET 1

Shade all the circles below.



How many circles can you count? _____


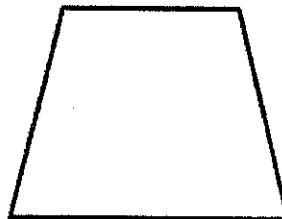


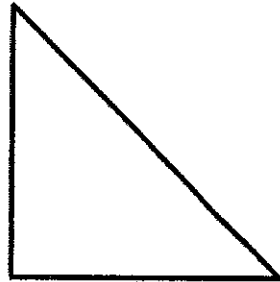




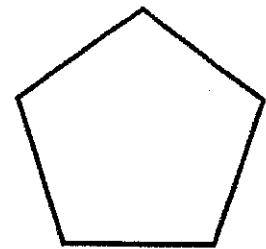

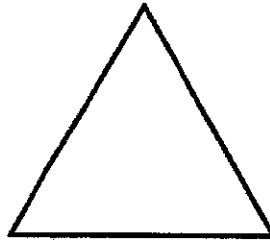

Name _____

Date _____



SHADE THE SQUARES SHEET 1

Shade all the **squares** below.




How many squares can you count? _____

Name:

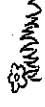
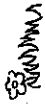
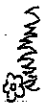
Date:

Write your first and last name on each line.



Date:

Write your first and last name on each line.



Read your favorite book and draw a picture of your favorite part.




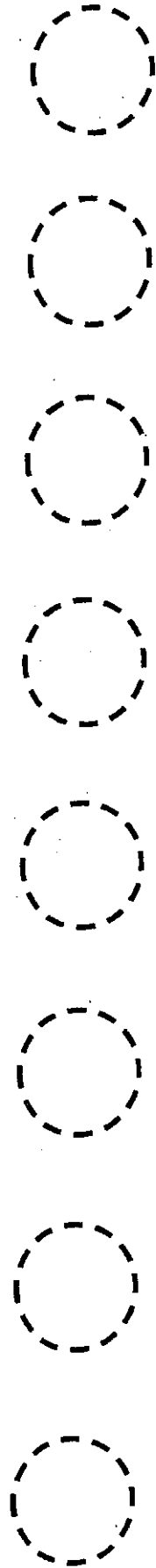
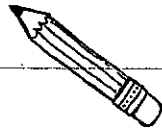

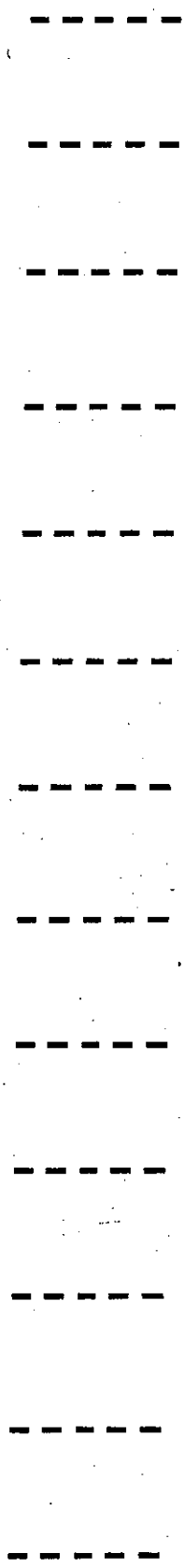
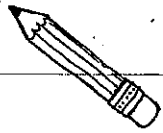


Write a sentence about your favorite part.



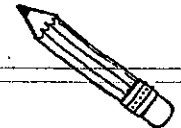

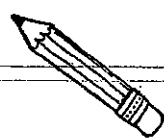


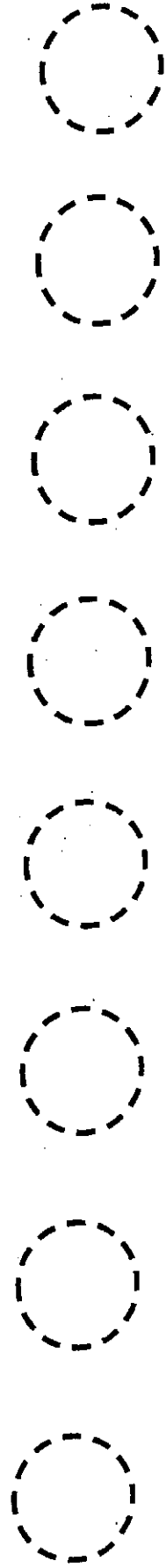
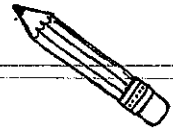
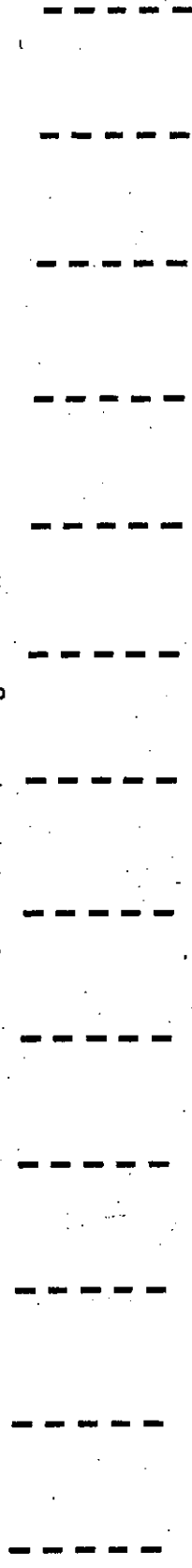
Arts Activities

Practice using your pencil by tracing the lines.



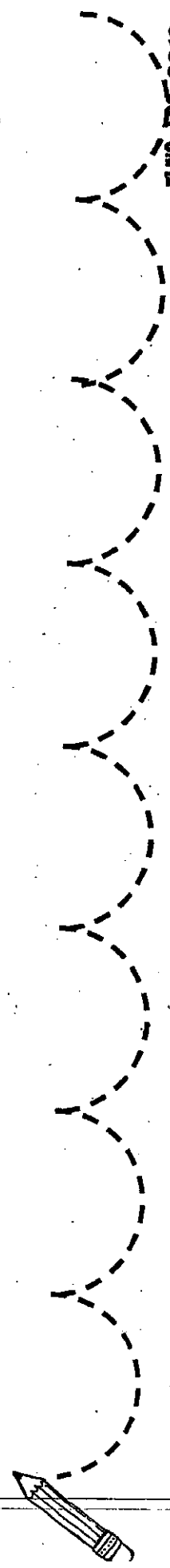



Arts Activities

Practice using your pencil by tracing the lines.



2011 Activities

Practice using your pencil by tracing the lines.



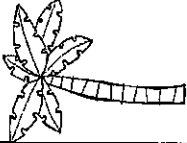

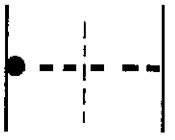
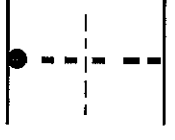
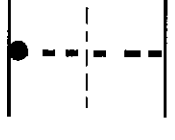
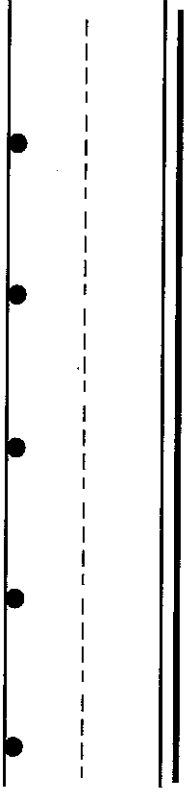
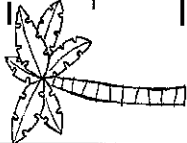

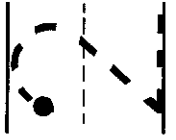
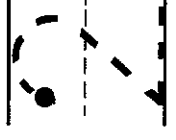

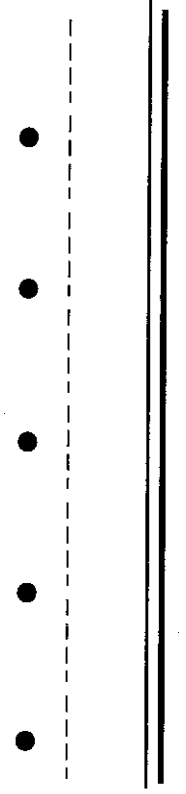
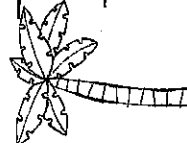
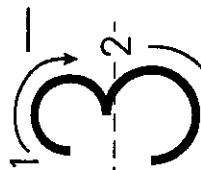



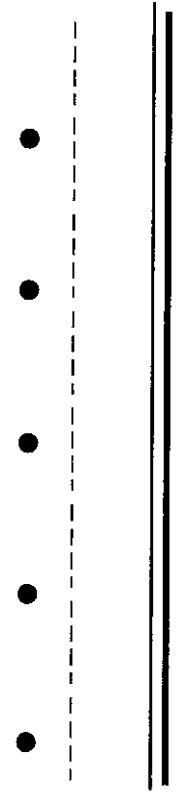
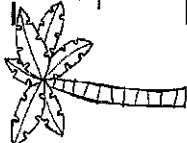
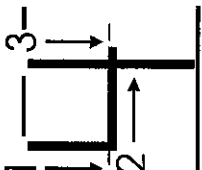
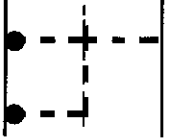
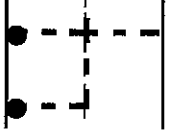
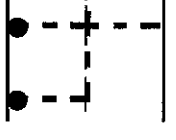
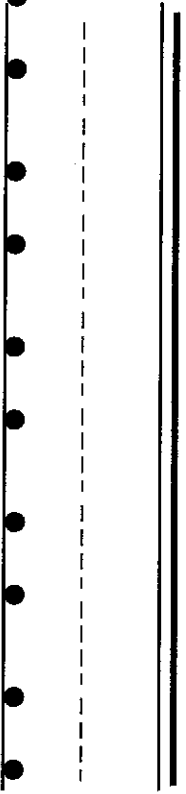
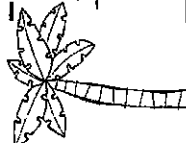
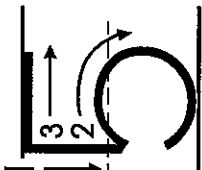
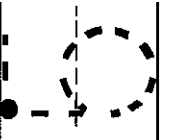
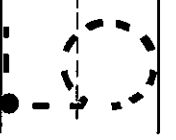
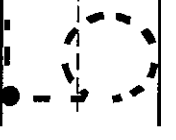
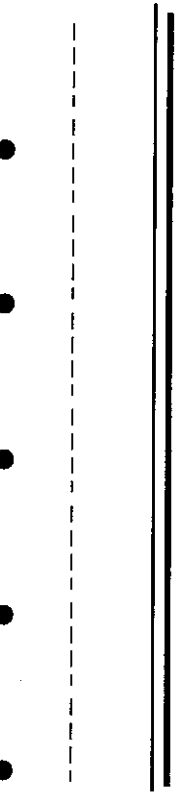
Reading Practice

Practice using your pencil by tracing the lines.

Tracing practice area containing five rows of dashed lines for tracing. Each row starts with a pencil icon at the bottom left. The rows are: 1) A solid line with a dashed line above it. 2) A dashed zigzag line. 3) A dashed square wave line. 4) A dashed zigzag line. 5) A dashed line of connected semi-circles.

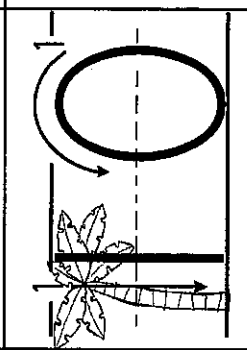
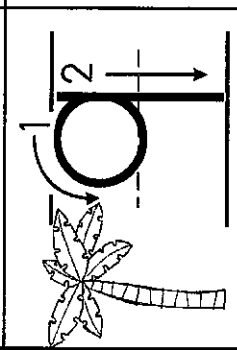

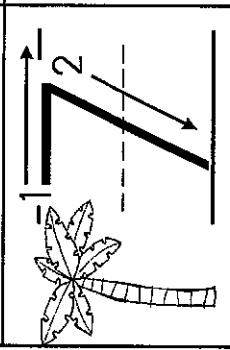
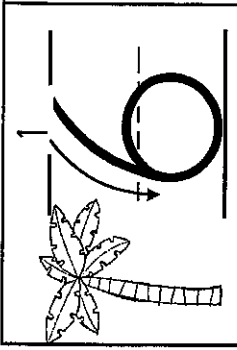
Handwriting Numbers 1-5

Name: _____

Handwriting Numbers 6-10

Name: _____



Handwriting practice row for the number 6. It features a solid number 6 on the left, followed by three dashed number 6s for tracing, and a blank set of handwriting lines on the right.

Handwriting practice row for the number 7. It features a solid number 7 on the left, followed by three dashed number 7s for tracing, and a blank set of handwriting lines on the right.

Handwriting practice row for the number 8. It features a solid number 8 on the left, followed by three dashed number 8s for tracing, and a blank set of handwriting lines on the right.


Handwriting practice row for the number 9. It features a solid number 9 on the left, followed by three dashed number 9s for tracing, and a blank set of handwriting lines on the right.

Handwriting practice row for the number 10. It features a solid number 10 on the left, followed by three dashed number 10s for tracing, and a blank set of handwriting lines on the right.


Lesson 3.3

COUNTING TO 8 AND 9


Use the objects to make the given number. Then, color the number.




8




9



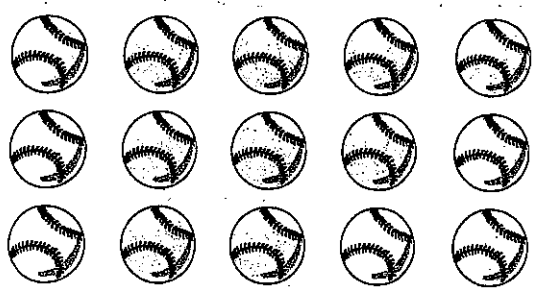
9



8



8



9

Lesson 2.3

COUNTING TO 3 AND 4

Circle the objects in each group to match the given number. Then, color the number.

3

4

4


3

3

4

Name: _____


How Many Are There?



3

4

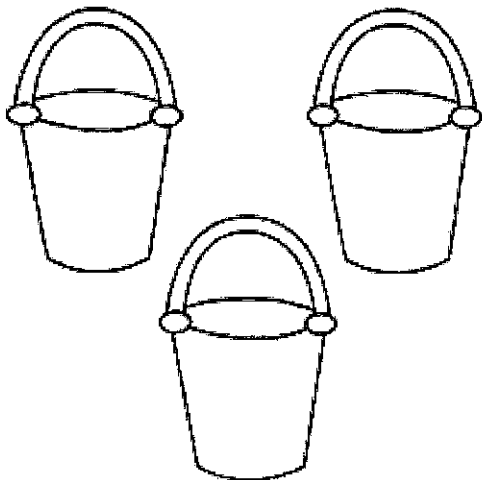
2



5

3


6



1

0


3



5

1

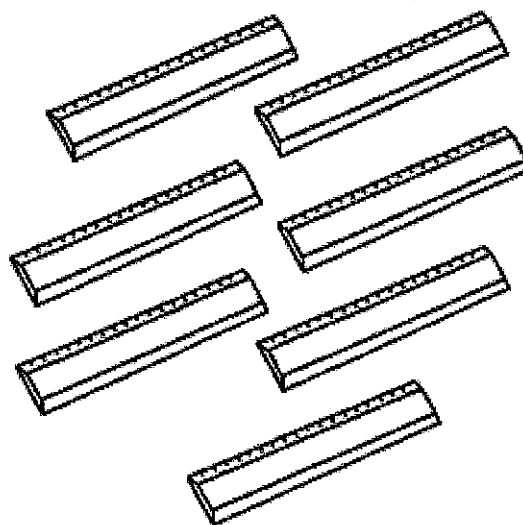
2



6

5

3












5

8

7

Count the objects and write the number.



Count the objects and write the number.

